

KUBOTA ZERO TAIL SWING COMPACT EXCAVATOR

U

U35-4

The U35-4 has a new cab so spacious, so comfortable and so deluxe, you'll think you're in a 5-tonne machine.



*This information is sourced from overseas and may not necessarily apply locally. It is essential that you confirm specifications and other information with your local Kubota dealer.

With a spacious new 5-tonne class deluxe cab, the 3.5-tonne U35-4 compact excavator brings more comfort and luxury to almost any challenge.

AUX1 diverter valve

The diverter valve allows auxiliary oil to be diverted to the operation of auxiliary attachments without removal of the thumb attachment pipeline for increased efficiency on the go.



Dozer Blade Float Position

The float function is a standard feature on the U35-4. Ground finishing work can be completed quickly and simply without the need to adjust the dozer height. After backfilling, simply travel backwards along the covered ditch with the dozer in the float position.



**KUBOTA ZERO TAIL SWING
COMPACT EXCAVATOR**

U35-4

WORKABILITY



DELUXE INTERIOR

Kubota believes that operator comfort is a top priority. That's why the U35-4 is equipped with the same spacious cab as our larger 5-tonne excavators. This roomy cab features a larger entrance, more legroom and an interior that is both luxurious and comfortable. Enhanced ergonomics allow you to perform routine operations with ease.

Wider Entrance

The U35-4 features a much wider door and more ample foot space, making it a breeze to get on and off the excavator.





A. Deluxe Suspension Seat

Kubota's high back suspension seat has been designed for maximum operator comfort and to minimize fatigue during extended machine operation. The deluxe reclining seat offers weight compensation, firm adjustable wrist support and retractable seat belts.

B. 2-speed Travel Switch

By placing the 2-speed travel switch on the dozer lever, dozing operations can be done faster and easier.



C. Cup Holder

With the convenience of a bigger cup holder, you can quench your thirst and work longer without leaving the cab. Or store your cell phone. The charging port is located conveniently close by.

D. Wrist Rest

A thoughtfully designed wrist rest enhances operation and reduces operator fatigue.

E. Air Conditioning

Enhanced air circulation in the cab results from a more powerful cooling/heating unit and six vents positioned around the operator to offer optimal all weather comfort.



TPSS

Operators can select the ISO pattern or SAE backhoe pattern by turning a switch positioned within easy reach while seated.

Easy-open Front Slide Window

Unlike many excavator windows, the front glass window of the U35-4 opens with ease. Just flip the latches on the window sides and slide it up. A gas-assist mechanism makes this action almost effortless.



SUPERIOR PERFORMANCE

Handle any job with confidence. The Kubota U35-4 combines superior power and outstanding versatility to tackle demanding jobs in a variety of conditions. Operate auxiliary attachments more easily than ever with precise oil flow control to the auxiliary circuit. More powerful arm breakout force combined with an array of enhanced functions results in the smooth, productive operation Kubota machines are known for.

Kubota Original Direct Injection Engine

The U35-4 is powered by Kubota's impressive 24.8 HP direct injection engine.

Engineered with the power to maximize digging and lifting performance, it also delivers minimized noise, vibration and fuel consumption.



Proportional flow control of auxiliary circuit (AUX1) and maximum oil flow setting

Now you can conveniently program up to five different oil flow rates for specific attachments on the new digital control panel. No tools or manual adjustment is required. And, with a maximum AUX 1 circuit oil flow now up to 60 litres you can operate a larger variety of auxiliary attachments than ever before.



Auto-shift

The U35-4 auto-shift automatically shifts travel speed from high to low, depending on traction and terrain, allowing smoother operation when dozing and turning.

Third-line hydraulic return

A standard third-line hydraulic return system allows oil return directly to the tank without running through the control valves during operation of one-way hydraulic attachments. This decreases the likelihood of oil contamination, and results in less back pressure and greater oil flow efficiency.



Auto idling system

When U35-4 control levers are in neutral for more than 4 seconds, engine RPM automatically idles. Move any control lever, and engine RPM immediately returns. This innovative feature not only lowers noise and exhaust emissions, but also reduces operating cost and fuel consumption.

Large-capacity variable displacement pump

The U35-4's performance matched boom, arm and bucket movements are the best in the industry. Kubota's unique hydraulic system and large-capacity variable displacement pumps give you the precise control needed to operate smoothly and efficiently in confined quarters. With the hydraulic power harnessed in the U35-4's front working group superior digging force is available when you need it.

Zero Tail Swing

With its counterweight protruding a mere 50 mm, the U35-4's zero tail swing proves to be highly versatile when undertaking operations wherever space is confined, eliminating costly damage to the engine hood and side panels. For added safety and improved operator visibility, the engine hood is set 125 mm inside the edge of the counterweight.



Travel negative brake

The travel negative brake locks the tracks to prevent inadvertent movement of the machine. This keeps the excavator secure during transport or while parked on slopes.

Swivel negative brake

The swivel negative brake automatically locks the swivel function in its current position. This prevents unexpected machine movement. It's particularly useful during work on slopes or when towing the excavator between worksites.

Front bush pins

Bushings on all pivot points on the front attachment and connecting points on the swing bracket is one more feature that adds to the enviable durability of this machine.

Easy Maintenance

Kubota's attention to user-friendliness can even be found in U35-4's engine layout. Primary engine components are consolidated onto one side for easier access so inspections and repairs can be made quickly and easily.

- A.** Dual Element Air Cleaner
- B.** Water Separator
- C.** Fuel Filter
- D.** Starter Motor
- E.** Engine oil filter



Steel Panels

Durable steel side panels open easily for quick inspection and routine maintenance. Positioning inside the counterweight's edge gives panels added protection against inadvertent damage.

Accumulator

The accumulator makes replacing attachments safer and more efficient. Turning the key to the "on" position clears residual pressure in the auxiliary hydraulic hose. If the engine is accidentally shut off while the front attachment is raised, turning the key to the "on" position allows you to safely lower it.

MAINTENANCE

Although your Kubota excavator is state-of-the-art, its maintenance doesn't get much easier. Thanks to the full-opening rear and right side bonnets, engine, control valves and various components are accessible for easy inspection and repair.





NEW DIGITAL PANEL

Standard Mode



- A. Hour Meter**
- B. Coolant Temperature**
- C. Clock**
- D. Fuel Level**
- E. Engine RPM**



With easy access, simple settings, and easy-to-read indicators and alerts, you'll always be aware of the status of your excavator's critical functions. The wider, more visible display screen with easy push button operation puts convenience at the operator's fingertips. In keeping with Kubota's Intelligent Control System functionality, this new digital panel is more informative and user-friendly than ever.

Operation History Record

Operation history is automatically recorded on the U35-4. You can trace back up to 90 days of the machine's usage dates by simply checking the built-in calendar.



Service Mode



Warning Mode



Operation History Record



Max. Oil Flow Setting

Convenient Pre-installed Attachment Icons



AUX (Standard)



Tilt Bucket



Breaker



Clamshell



Auger



Grapple



Rotary Grapple



Brush Cutter

U35-4 OPTIONS

STANDARD EQUIPMENT

Safety system

- Engine start safety system
- Travel motor with disc brake
- Swivel motor with disc brake
- Travel alarm

Working equipment

- Auxiliary hydraulic circuit 1 with proportional control on right control lever
- 2 working lights on cab/canopy and 1 light on the boom
- Dozer blade with float function

Operator's Space

- ROPS/OPG (Top Guard Level I) canopy
- Weight-adjustable full suspension seat
- Retractable seat belt
- Hydraulic pilot control levers with wrist rests
- Travel levers with foot pedals
- Two pattern selection system
- Digital panel with diagnosis function
- 12V power source
- Cup holder
- Horn

Engine/Fuel system

- Double element air filter
- Auto idling system
- Water separator with drain cock

Undercarriage

- 300mm rubber track
- 1 × upper track roller
- 4 double-flange track rollers on each side
- 2-speed travel switch on dozer lever
- 2-speed travel with auto-shift

Hydraulic system

- Pressure accumulator
- Hydraulic pressure checking ports
- Straight travel circuit
- Third line hydraulic return
- 2 variable pumps and 1 gear pump
- Adjustable maximum oil flow on auxiliary hydraulic circuits 1
- Auxiliary hold switch (AUX1) on right control lever

Others

- Tool box
- Grease gun holder

OPTIONAL EQUIPMENT

- Cab with A/C
- Rear working lights
- Beacon lights

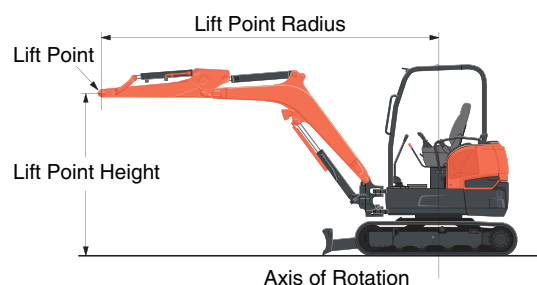
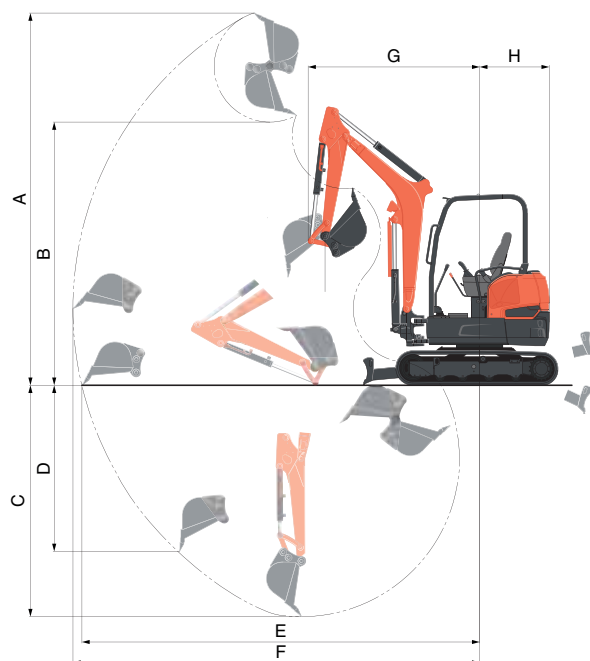
WORKING RANGE

Model				U35-4
A	Max. digging height	mm		4840
B	Max. dumping height	mm		3400
C	Max. digging depth	mm		3010
D	Max. vertical digging depth	mm		2010
E	Max. digging radius at ground	mm		5170
F	Max. digging radius	mm		5280
G	Min. turning radius	W/O swing	mm	2220
		W swing	mm	1760
H	Min. tail turning radius	mm		900

LIFTING CAPACITY

LIFT POINT HEIGHT (m)		LIFTING CAPACITY OVER-FRONT BLADE DOWN unit=kg			LIFTING CAPACITY OVER-SIDE unit=kg		
		LIFT POINT RADIUS (m)			LIFT POINT RADIUS (m)		
		2.5	3.5	MAX	2.5	3.5	MAX
GL	2.5	—	560	570	—	560	410
	1.5	1040	680	580	880	530	360
	0.5	1410	820	600	820	500	350
	0	1450	850	620	800	490	360

Machine with ROPS canopy and rubber crawler, without bucket



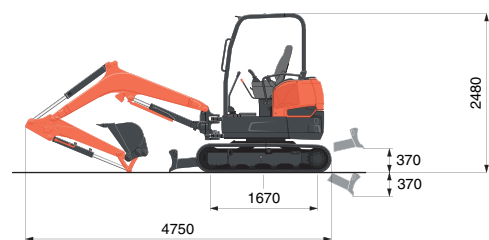
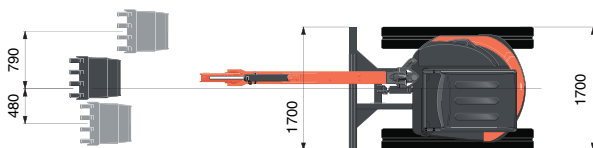
SPECIFICATIONS

Model				U35-4		
Type of ROPS / OPG (Top Guard Level I)*				Canopy / Cab		
Type of tracks				Rubber / Steel		
Engine	Model			Kubota D1703M-DI-E4		
	Output (SAE J1995 gross)		HP (kW) / rpm	24.8 (18.5) / 2200		
	Output (SAE J1349 net)		HP (kW) / rpm	23.9 (17.8) / 2200		
	Displacement		cc	1647		
Dimensions	Overall length		mm	4750		
	Overall height	Canopy / Cab	mm	2480 / 2470		
	Overall width		mm	1700		
	Min. ground clearance		mm	290		
	Pump capacity		ℓ /min	39.6 × 2 / 20.9 × 1		
Hydraulic system	Auxiliary hydraulic flow	AUX1	ℓ /min	60		
	Max. breakout force	Bucket / Arm	kgf	2810 / 1920		
Drive system	Travel speed	Low / High	km/h	3.0 / 4.6		
	Max. traction force	Low speed	kgf	2760		
	Tumbler distance		mm	1670		
	Crawler length		mm	2090		
	Shoe width	Rubber	mm	295		
	Ground contact pressure	Rubber	Canopy / Cab	kPa (kgf/cm ²)	34 (0.34) / 35 (0.36)	
		Steel	Canopy / Cab	kPa (kgf/cm ²)	34 (0.34) / 35 (0.36)	
Swing system	Unit swing speed		rpm	8.5		
	Boom swing angle	Left / Right	degree	70 / 48		
Blade	Dimensions	Width	mm	1700		
		Height	mm	340		
	Max. lift above ground		mm	370		
	Max. drop below ground		mm	370		
Hydraulic oil (Reservoir / System)			ℓ	36 / 61		
Fuel reservoir			ℓ	45.0		
Operating weight (Including operator's weight @ 75 kg)		Rubber	Canopy / Cab	kgs	3690 / 3830	
		Steel	Canopy / Cab	kgs	3780 / 3920	

* OPG (Top Guard Level I) in accordance with ISO10262 is equivalent in definition to FOPS (Falling Object Protective Structure).

The company reserves the right to change the above specifications without notice. This brochure is for descriptive purposes only. Please contact your local Kubota dealer for warranty information. For your safety, Kubota strongly recommends the use of a Rollover Protective Structure (ROPS) and seat belt for almost all applications.

DIMENSIONS



Unit: mm

TASWIDE
EQUIPMENT HIRE